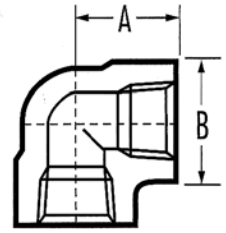
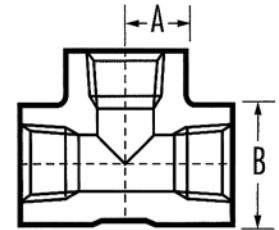


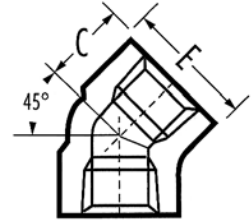
90° ELBOW



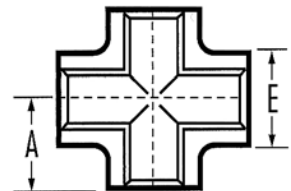
TEE



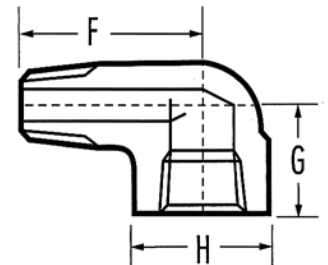
45° ELBOW



CROSS



90° STREET ELBOW

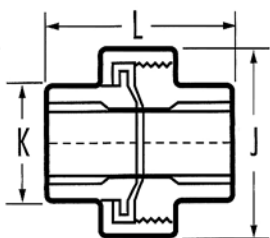


Nominal Pipe Size	90° Elbow, Cross, Tee	90° Elbow, Tee	45° Elbow	45° Elbow, Cross	90° Street Elbow		
	A	B	C	E	F	G	H
1/8	13/16	7/8	11/16	15/16	1 1/16	3/4	3/4
1/4	31/32	1	3/4	1	1 1/4	7/8	1 1/16
3/8	1 1/8	1 5/16	7/8	1 5/16	1 1/2	1	1 1/4
1/2	1 5/16	1 1/2	1	1 1/2	1 5/8	1 1/8	1 1/2
3/4	1 1/2	1 13/16	1 1/8	1 13/16	1 7/8	1 3/8	1 3/4
1	1 3/4	2 3/16	1 5/16	2 3/16	2 1/4	1 3/4	2
1 1/4	2	2 7/16	1 3/8	2 7/16	2 5/8	2	2 7/16
1 1/2	2 3/8	2 31/32	1 11/16	2 31/32	2 13/16	2 1/8	2 3/4
2	2 1/2	3 5/16	1 3/4	3 5/16	3 5/16	2 1/2	3 5/16
2 1/2	3 3/8	4 5/16	2 1/4	4	--	--	--
3	3 3/4	4 3/4	2 1/2	4 5/8	--	--	--
4	4 1/2	6	3 1/8	5 3/4	--	--	--

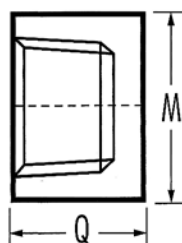
Nominal Pipe Size	Union			Cap	Cap, Coupling, Half Coupling, Red. Coupling	Coupling & Red. Coupling	Half Coupling
	J	K	L	Q	M	R	S
1/8	1 3/8	7/8	15/8	3/4	3/4	1 1/4	5/8
1/4	1 3/8	7/8	15/8	1	3/4	1 3/8	11/16
3/8	1 5/8	1 1/32	1 13/16	1	7/8	1 1/2	3/4
1/2	1 27/32	1 1/4	1 15/16	1 1/4	1 1/8	1 7/8	15/16
3/4	2 3/16	1 15/32	2 1/4	1 7/16	1 3/8	2	1
1	2 1/2	1 5/8	2 1/2	1 5/8	1 3/4	2 3/8	1 3/16
1 1/4	3 1/16	2 1/32	2 13/16	1 3/4	2 1/4	2 5/8	1 5/16
1 1/2	3 13/32	2 5/16	3	1 3/4	2 1/2	3 1/8	1 9/16
2	4	2 27/32	3 1/2	1 7/8	3	3 3/8	1 11/16
2 1/2	4 21/32	3 7/16	4 3/16	2 3/8	3 5/8	3 5/8	1 13/16
3	5 1/2	4	4 9/16	2 9/16	4 1/4	4 1/4	2 1/8
4	7 1/4	5 19/32	5	2 11/16	5 1/2	4 3/4	2 3/8

PRESSURE FITTINGS

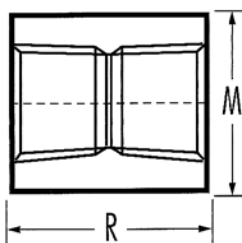
UNION



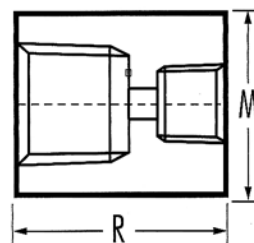
CAP



COUPLING



REDUCED COUPLING



HALF COUPLING

