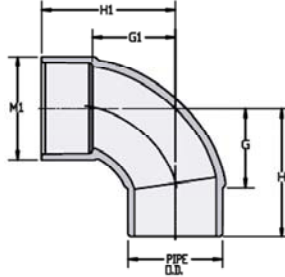


Schedule 40 Fittings Technical  
**Schedule 40 Fittings Dimensions & Information**



**90° Street Ell - Sweep**

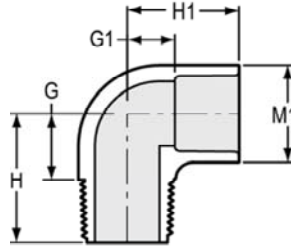
Socket x Spigot



Part Number	Size	G	G1	H	H1	M1	Approx. Wt. (Lbs.)
409-015S	1-1/2	1-25/32	1-25/32	3-3/32	3-3/32	2-13/16	.29
409-020S	2	2-5/16	2-5/16	3-11/16	3-11/16	2-13/16	.49
409-025S	2-1/2	2-13/16	2-13/16	4-19/32	4-19/32	3-11/32	.84
409-030S	3	3-3/32	3-3/32	5-3/32	5-3/32	4-1/16	1.32

**90° Street Ell**

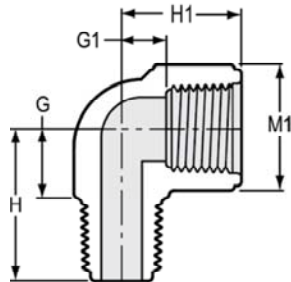
Mipt x Socket



Part Number	Size	G	G1	H	H1	M1	Approx. Wt. (Lbs.)
410-005	1/2	11/16	13/32	1-3/8	1- 5/32	1- 3/32	.04
410-007	3/4	27/32	15/32	1-17/32	1-15/32	1- 5/16	.07
410-010	1	1-1/16	23/32	1-15/16	1-27/32	1- 5/8	.12
410-012	1-1/4	1-7/32	3/4	2- 3/32	2	1-31/32	.18
410-015	1-1/2	1-11/32	1	2-1/4	2- 5/16	2-1/4	.25
410-020	2	1- 5/8	1-1/4	2- 9/16	2-5/8	2-23/32	.40
410-030	3	2-3/4	1-7/8	4-1/16	3-3/4	4	1.25
410-101	3/4X1/2	3/4	1/2	1-15/32	1- 1/4	1- 3/32	.05
410-102	3/4X1	1	15/32	1-11/16	1-19/32	1- 5/8	.09

**90° Street Ell**

Mipt x Fipt



Part Number	Size	G	G1	H	H1	M1	Approx. Wt. (Lbs.)
412-005	1/2	23/32	11/32	1-13/32	1- 1/16	1- 1/8	.05
412-007	3/4	7/8	15/32	1-9/16	1- 3/16	1-11/32	.06
412-010	1	31/32	21/32	1-27/32	1-9/16	1-21/32	.12
412-012	1-1/4	1- 7/32	7/8	2- 7/32	1- 7/8	1-31/32	.19
412-015	1-1/2	1-5/16	1	2-11/32	2- 1/32	2- 7/32	.24