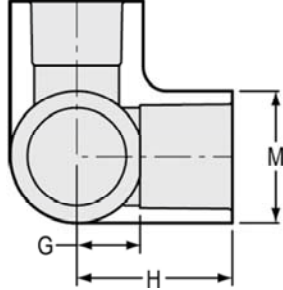


Schedule 40 Fittings Technical  
**Schedule 40 Fittings Dimensions & Information**



**Side Outlet EII**

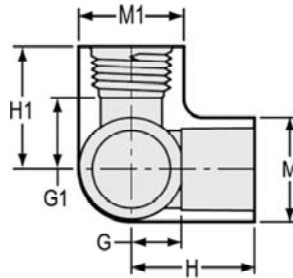
Socket x Socket x Socket



Part Number	Size	G	H	M	Approx. Wt. (Lbs.)
413-005	1/2	1/2	1- 1/4	1- 3/32	.06
413-007	3/4	9/16	1- 9/16	1- 5/16	.09
413-010	1	3/4	1- 7/8	1- 5/8	.17
413-015	1-1/2	1-1/32	2-11/32	2-1/4	.32
413-020	2	1- 5/16	2- 5/8	2- 3/4	.48

**Side Outlet EII**

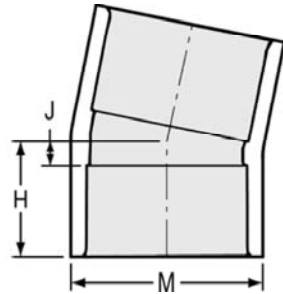
Socket x Socket x Fipt



Part Number	Size	G	G1	H	H1	M	M1	Approx. Wt. (Lbs.)
414-005	1/2	1/2	17/32	1- 1/4	1- 1/4	1- 3/32	1- 3/32	.07
414-007	3/4	9/16	21/32	1- 9/16	1- 7/16	1-5/16	1-5/16	.09
414-101	3/4X1/2	9/16	21/32	1- 9/16	1-13/32	1- 5/16	1-3/32	.08
414-130	1X1/2	11/16	13/16	1-13/16	1- 9/16	1- 5/8	1-3/32	.14

**11-1/4° EII**

Socket x Socket



Part Number	Size	H	J	M	Approx. Wt. (Lbs.)
411-005F <sup>2</sup>	1/2	1- 5/16	5/16	1- 1/16	.05
411-007F <sup>2</sup>	3/4	1- 5/16	5/16	1- 1/4	.05
411-010F <sup>2</sup>	1	1- 9/16	5/16	1- 9/16	.12
411-012F <sup>2</sup>	1-1/4	2	1/2	1-15/16	.18
411-015	1-1/2	1-19/32	7/32	2- 3/8	.24
411-015F <sup>2</sup>	1-1/2	2	1/2	2- 3/16	.22
411-020	2	1-23/32	7/32	2-27/32	.33
411-025F <sup>2</sup>	2-1/2	2-11/16	11/16	3- 1/4	.66