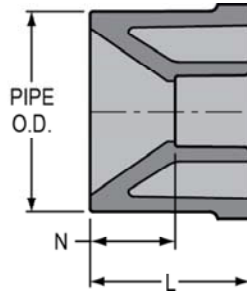




Schedule 80 CPVC Technical
Schedule 80 CPVC Fittings

**Reducer Bushing
 Flush Style**

Spigot x Socket



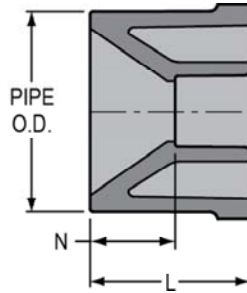
Part Number	Size	L	N	Approx. Wt. (Lbs.)
837-052C	3/8X1/4	31/32	5/16	.01
837-072C	1/2X1/4	1- 3/32	13/32	.02
837-073C	1/2X3/8	1- 1/8	11/32	.01
837-101C	3/4X1/2	1-1/4	3/8	.02
837-129C ¹	1X3/8	1-3/8	27/32	.08
837-130C	1X1/2	1-3/8	1/2	.06
837-131C	1X3/4	1-11/32	5/16	.03
837-166C	1-1/4X1/2	1- 1/2	5/8	.12
837-167C	1-1/4X3/4	1-13/32	13/32	.09
837-168C	1-1/4X1	1-13/32	9/32	.06
837-209C	1-1/2X1/2	1-23/32	13/16	.15
837-210C	1-1/2X3/4	1-5/8	5/8	.16
837-211C	1-1/2X1	1-19/32	13/32	.12
837-212C	1-1/2X1-1/4	1-17/32	9/32	.06
837-247C	2X1/2	1-29/32	1	.29
837-248C	2X3/4	1-23/32	23/32	.27
837-249C	2X1	1-3/4	5/8	.23
837-250C	2X1-1/4	1-11/16	7/16	.20
837-251C	2X1-1/2	1-3/4	11/32	.15
837-289C	2-1/2X1	2-1/32	29/32	.43
837-290C	2-1/2X1-1/4	2-5/32	13/32	.46
837-291C	2-1/2X1-1/2	2-5/32	3/4	.40
837-292C	2-1/2X2	2-9/32	3/4	.29
837-333C	3X1/2	2-3/16	1-5/16	.64
837-334C ¹	3X3/4	2-3/8	1-3/8	.70
837-335C	3X1	2-9/32	1-1/8	.66
837-336C	3X1-1/4	2-1/4	1	.70
837-337C	3X1-1/2	2-9/32	7/8	.66
837-338C	3X2	2-7/32	9/16	.63
837-339C	3X2-1/2	2-11/32	9/32	.43
837-419C	4X1-1/2	2-19/32	1-3/16	1.07
837-420C	4X2	2-21/32	1-1/8	1.10
837-421C	4X2-1/2	2-17/32	25/32	1.07
837-422C	4X3	2-5/8	3/4	.85
837-490C	5X4	2-31/32	23/32	1.35
837-490CF ²	5X4	3	3/4	1.43
837-525C ¹	6X1	3-13/16	2-11/16	3.37
837-528C	6X2	3-1/2	2	3.13
837-529C ¹	6X2-1/2	3-7/8	1-13/16	3.48
837-530C	6X3	3-17/32	2-1/8	3.07
837-532C	6X4	3-9/16	1- 1/4	2.90
837-533CF ²	6X5	3	7/16	1.75
837-534C	6X5	3-17/32	7/8	2.05
837-578C ¹	8X2	4-15/16	3-3/8	7.25

Schedule 80 CPVC Technical
Schedule 80 CPVC Fittings



**Reducer Bushing
 Flush Style**

Spigot x Socket



(Continued)

Part Number	Size	L	N	Approx. Wt. (Lbs.)
837-580C ¹	8X3	4-7/8	3	7.00
837-582C	8X4	4- 1/2	2- 1/4	6.14
837-583CF [*]	8X5	4-7/16	1-3/4	7.12
837-585C	8X6	4-3/8	1-3/8	5.36
837-624C ¹	10X4	6	3-3/4	13.30
837-626C	10X6	5-5/16	2-5/16	10.39
837-628C	10X8	5-11/32	1-5/16	11.47
837-628CF [*]	10X8	5-1/4	1-1/4	8.43
837-663CF [*]	12X3	6-7/8	5	25.78
837-666CF [*]	12X6	6-3/8	3-5/16	22.70
837-668C	12X8	6-7/8	2-7/16	16.29
837-670CF [*]	12X10	6	1	12.31
837-696CF [*]	14X6	7-3/4	4-11/16	31.99
837-698CF [*]	14X8	7-5/16	3-5/16	26.62
837-700CF [*]	14X10	7-5/16	2-5/16	22.64
837-702CF [*]	14X12	7	1	10.33
837-756CF [*]	16X6	8-3/4	5-11/16	47.20
837-754CF	16X4	8-13/16	6-13/16	47.37
837-758CF [*]	16X8	8-5/16	4-5/16	42.24
837-760CF [*]	16X10	8-5/16	3-5/16	42.68
837-762CF [*]	16X12	8	2	31.01
837-764CF [*]	16X14	8	1	20.03
837-786CF [*]	18X6	9-3/4	6-11/16	79.67
837-788CF [*]	18X8	9-5/16	5-5/16	73.66
837-790CF [*]	18X10	9-5/16	4-5/16	69.68
837-792CF [*]	18X12	9	3	57.37
837-794CF [*]	18X14	9	2	47.03
837-796CF [*]	18X16	9	1	27.00
837-816CF [*]	20X6	9-3/4	6-11/16	113.65
837-818CF [*]	20X8	10-5/16	6-5/16	106.59
837-820CF [*]	20X10	10-5/16	5-5/16	103.25
837-822CF [*]	20X12	10	4	90.94
837-824CF [*]	20X14	10	3	79.96
837-826CF [*]	20X16	10	2	59.92
837-828CF [*]	20X18	10	1	32.92

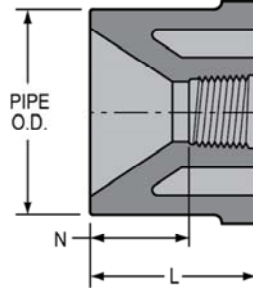
¹ Sized with Bushing
^{*} Fabricated



Schedule 80 CPVC Technical
Schedule 80 CPVC Fittings

**Reducer Bushing
 Flush Style**

Spigot x Fipt



Part Number	Size	L	N	Approx. Wt. (Lbs.)
838-052C	3/8X1/4	15/16	3/8	.01
838-071C	1/2X1/8	1	9/16	.02
838-072C	1/2X1/4	1	13/32	.01
838-073C	1/2X3/8	1- 3/32	17/32	.01
838-098C	3/4X1/4	1- 7/32	5/8	.04
838-099C	3/4X3/8	1- 1/4	21/32	.03
838-101C	3/4X1/2	1-1/4	1/2	.02
838-129C	1X3/8	1-13/32	13/32	.06
838-130C	1X1/2	1-3/8	5/8	.06
838-131C	1X3/4	1- 3/8	21/32	.05
838-166C	1-1/4X1/2	1-9/16	13/16	.11
838-167C	1-1/4X3/4	1-15/32	3/4	.09
838-168C	1-1/4X1	1-7/16	1/2	.09
838-207C	1-1/2X1/4	1- 9/16	15/16	.15
838-209C	1-1/2X1/2	1-23/32	1	.16
838-210C	1-1/2X3/4	1-23/32	29/32	.14
838-211C	1-1/2X1	1-23/32	13/16	.15
838-212C	1-1/2X1-1/4	1- 1/2	9/16	.10
838-247C	2X1/2	1-29/32	1-3/16	.29
838-248C	2X3/4	1-29/32	1- 5/32	.30
838-249C	2X1	1-7/8	1	.26
838-250C	2X1-1/4	1-29/32	7/8	.25
838-251C	2X1-1/2	1-29/32	15/16	.20
838-287C	2-1/2X1/2	2- 3/8	1-21/32	.45
838-288C	2-1/2X3/4	2- 7/16	1- 5/8	.53
838-289C	2-1/2X1	2-1/8	1-7/32	.41
838-290C	2-1/2X1-1/4	2-3/8	1-7/32	.45
838-291C	2-1/2X1-1/2	2- 3/8	1-13/32	.51
838-292C	2-1/2X2	2-1/32	1- 1/16	.26
838-334C	3X3/4	2- 9/32	1-17/32	.62
838-335C	3X1	2-1/4	1-3/8	.61
838-336C	3X1-1/4	2-9/32	1-11/32	.61
838-337C	3X1-1/2	2-9/32	1-5/16	.74
838-338C	3X2	2- 3/16	1- 7/32	.57
838-339C	3X2-1/2	2- 3/8	13/16	.50
838-420C	4X2	2-21/32	1-21/32	1.19
838-421C	4X2-1/2	2-21/32	1-5/32	1.10
838-422C	4X3	2- 5/8	1-1/32	.84
838-528C	6X2	3-1/2	2-1/2	3.25
838-530C	6X3	3-17/32	2- 1/8	3.14
838-532C	6X4	3-17/32	2- 1/32	3.27