

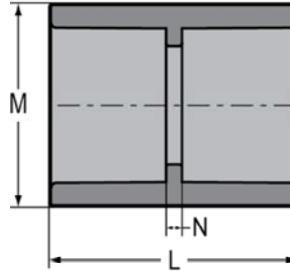


Schedule 80 CPVC Technical  
**Schedule 80 CPVC Fittings**

**Coupling**

Socket x Socket

(Continued)

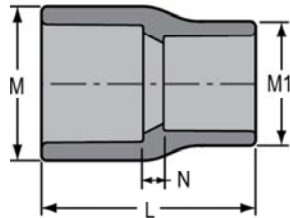


Part Number	Size	L	M	N	Approx. Wt. (Lbs.)
829-100CF*	10	13-1/8	11-15/16	2-5/8	15.68
829-120C	12	12-13/32	14-9/32	3/8	20.05
829-120CF*	12	15-1/4	14-1/8	2-3/4	25.85
829-140C	14	14- 7/16	15- 5/8	3/8	28.10
829-140CF*	14	16	15- 1/2	2	33.33
829-160CF*	16	19-3/4	17-11/16	3-3/4	54.79
829-180CF*	18	22	19- 7/8	4	72.88
829-200CF*	20	25-3/4	22- 1/16	5-3/4	102.09
829-240CF*	24	29- 1/4	26- 7/16	5- 1/4	167.66

\* Fabricated

**Coupling - Reducer**

Socket x Socket



Part Number	Size	L	M	M1	N	Approx. Wt. (Lbs.)
829-101C	3/4X1/2	2- 3/32	1-7/16	1-3/16	7/32	.06
829-130C	1X1/2	2- 3/16	1-23/32	1-13/32	3/16	.12
829-131C	1X3/4	2-3/8	1-23/32	1-13/32	7/32	.15
829-166C	1-1/4X1/2	2- 9/16	2- 3/32	1- 5/32	7/16	.14
829-167C	1-1/4X3/4	2-19/32	2- 3/32	1- 5/8	11/32	.17
829-168C	1-1/4X1	2-11/16	2-3/32	1-23/32	5/16	.18
829-209C	1-1/2X1/2	2-27/32	2-11/32	1- 3/16	9/16	.20
829-210C	1-1/2X3/4	2- 7/8	2-7/16	1-13/32	15/32	.22
829-211C	1-1/2X1	2- 7/8	2-13/32	1-15/16	11/32	.26
829-212C	1-1/2X1-1/4	2-13/16	2-13/32	2- 1/8	5/32	.22
829-247C	2X1/2	3- 3/32	2- 7/8	1- 5/32	11/16	.31
829-248C	2X3/4	3- 7/32	2- 7/8	1-7/16	11/16	.32
829-249C	2X1	3-1/2	3	1-3/4	13/16	.37
829-250C	2X1-1/4	3-1/4	2- 7/8	2- 3/32	1/2	.33
829-251C	2X1-1/2	3- 7/32	2-27/32	2-11/32	1/4	.31
829-290C <sup>1</sup>	2-1/2X1-1/4	3-29/32	3-1/2	2-3/8	7/8	.57
829-291C	2-1/2X1-1/2	3- 3/4	3- 1/2	2- 3/8	19/32	.50
829-292C	2-1/2X2	3-21/32	3-1/2	2-7/8	3/8	.51
829-335C <sup>1</sup>	3X1	4-1/4	4-3/16	2-29/32	1-7/32	1.01
829-336C <sup>1</sup>	3X1-1/4	4-3/16	4-3/16	2-29/32	1- 1/16	.98

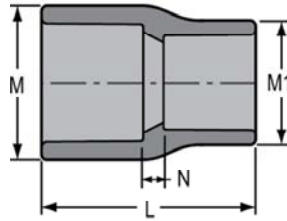
Schedule 80 CPVC Technical  
**Schedule 80 CPVC Fittings**



**Coupling - Reducer**

Socket x Socket

(Continued)



Part Number	Size	L	M	M1	N	Approx. Wt. (Lbs.)
829-337C	3X1-1/2	3- 1/2	4- 3/16	2-3/8	7/32	.70
829-338C	3X2	4	4- 5/32	2-7/8	19/32	.77
829-339C	3X2-1/2	4-1/8	4- 5/32	3- 15/32	1/2	.79
829-339CF*	3X2-1/2	6	4- 1/16	3- 7/16	1- 3/4	1.01
829-416C <sup>1</sup>	4X3/4	5-23/32	5- 9/32	2-29/32	2-7/16	1.79
829-417C <sup>1</sup>	4X1	5-25/32	5- 9/32	2-29/32	2-13/32	1.76
829-419C <sup>1</sup>	4X1-1/2	5-23/32	5- 9/32	2-29/32	2- 1/16	1.67
829-420C	4X2	5- 1/2	5-5/16	2-29/32	1-23/32	1.52
829-421C	4X2-1/2	4-25/32	5-1/4	3- 1/2	25/32	1.27
829-422C	4X3	4-19/32	5- 1/4	4- 3/16	15/32	1.32
829-488CF <sup>1*</sup>	5X3	8-1/8	6- 1/4	5- 3/16	3-1/4	3.30
829-490CF <sup>1*</sup>	5X4	7- 3/4	6- 1/4	5- 3/16	2- 1/2	2.53
829-528C <sup>1</sup>	6X2	7- 1/16	7-19/32	5-9/32	2-1/2	4.55
829-529C <sup>1</sup>	6X2-1/2	6-31/32	7-9/16	5- 9/32	2- 3/16	4.71
829-530C <sup>1</sup>	6X3	7-1/16	7- 9/16	5- 9/32	2-5/32	4.30
829-530CF*	6X3	9-1/4	7-5/16	5-3/16	4-1/8	4.33
829-532C	6X4	6-21/32	7-19/32	5-9/32	1-3/8	3.44
829-533CF*	6X5	8-15/16	7-3/8	6-5/16	2-11/16	3.92
829-580CF <sup>1,2*</sup>	8X3	15	9- 1/2	5- 3/16	8-7/8	8.74
829-582C <sup>1</sup>	8X4	8-7/8	9-3/4	5-9/32	2-9/16	6.43
829-582CF <sup>1,2*</sup>	8X4	14- 5/8	9- 1/2	5- 3/16	8- 1/8	7.75
829-583CF <sup>2*</sup>	8X5	14-11/16	9-1/2	6-5/16	7-7/16	8.30
829-585C	8X6	8-1/16	9- 3/4	7-19/32	1	6.48
829-621CF <sup>1,3*</sup>	10X2	21- 1/2	11- 3/4	5- 3/16	14-3/4	17.04
829-623CF <sup>1,3*</sup>	10X3	21-1/2	11- 3/4	5- 3/16	14-3/8	17.18
829-624CF <sup>3*</sup>	10X4	21- 1/8	11- 3/4	5- 3/16	13- 5/8	16.03
829-625CF <sup>3*</sup>	10X5	21- 3/16	11- 3/4	6- 5/16	12-15/16	16.94
829-626C	10X6	10-5/8	12- 1/32	7-19/32	2-5/8	11.46
829-626CF <sup>2*</sup>	10X6	17- 5/8	11- 3/4	7- 1/2	9- 1/8	15.00
829-628C	10X8	10- 5/8	12-1/32	9- 3/4	1-5/8	11.62
829-628CF*	10X8	13- 3/8	11- 3/4	9- 5/8	3- 7/8	11.31
829-663CF <sup>1,4*</sup>	12X3	28-3/4	13-15/16	5-3/16	20-5/8	29.95
829-664CF <sup>4*</sup>	12X4	28- 3/8	13-15/16	5- 3/16	19- 7/8	29.44
829-665CF <sup>4*</sup>	12X5	28- 7/16	13-15/16	6- 5/16	19- 3/16	30.50
829-666CF <sup>3*</sup>	12X6	24- 7/8	13-15/16	7- 1/2	15- 3/8	29.92
829-668C	12X8	12- 5/8	14- 7/32	9- 3/4	2- 7/16	18.35
829-668CF <sup>2*</sup>	12X8	20- 5/8	13-15/16	9- 5/8	10- 1/8	27.00
829-670CF*	12X10	16- 3/8	13-15/16	11-15/16	4- 7/8	20.77
829-694CF <sup>4*</sup>	14X4	30- 1/8	15- 3/16	5- 3/16	20- 7/8	34.71
829-696CF <sup>3*</sup>	14X6	26- 5/8	15- 3/16	7- 1/2	16- 3/8	31.45
829-698CF <sup>2*</sup>	14X8	22- 3/8	15- 3/16	9- 5/8	11- 1/8	27.68

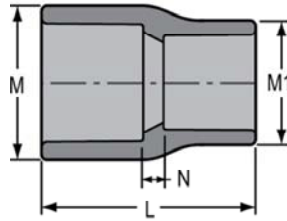


Schedule 80 CPVC Technical  
**Schedule 80 CPVC Fittings**

**Coupling - Reducer**

(Continued)

Socket x Socket



Part Number	Size	L	M	M1	N	Approx. Wt. (Lbs.)
829-700CF <sup>+</sup>	14X10	18- 1/8	15- 3/16	11-15/16	5- 7/8	25.24
829-702CF <sup>+</sup>	14X12	17- 3/4	15- 3/8	14- 1/8	4- 1/2	29.29
829-754CF <sup>5*</sup>	16X4	38	17- 3/8	5- 3/16	27- 3/4	53.88
829-756CF <sup>4*</sup>	16X6	34- 1/2	17- 3/8	7- 1/2	23- 1/4	54.03
829-758CF <sup>3*</sup>	16X8	30- 1/4	17- 3/8	9- 5/8	18	52.64
829-760CF <sup>2*</sup>	16X10	26	17- 3/8	11-15/16	12- 3/4	45.61
829-762CF <sup>+</sup>	16X12	20- 1/4	17- 3/8	14- 1/8	6	35.57
829-764CF <sup>+</sup>	16X14	21- 1/4	17- 1/2	15- 1/2	5- 1/4	43.94
829-783CF <sup>1,6*</sup>	18X3	47-3/4	19-11/16	5-3/16	36-7/8	106.50
829-784CF <sup>6*</sup>	18X4	47- 3/8	19-11/16	5- 3/16	36- 1/8	105.64
829-786CF <sup>5*</sup>	18X6	43- 7/8	19-11/16	7- 1/2	31- 5/8	104.71
829-788CF <sup>4*</sup>	18X8	39- 5/8	19-11/16	9- 5/8	26- 3/8	100.55
829-790CF <sup>3*</sup>	18X10	35- 3/8	19-11/16	11-15/16	21- 1/8	89.53
829-792CF <sup>2*</sup>	18X12	29- 5/8	19-11/16	14- 1/8	14- 3/8	76.67
829-794CF <sup>2*</sup>	18X14	29- 5/8	19-11/16	15- 1/2	13- 5/8	86.99
829-796CF <sup>+</sup>	18X16	23	19-11/16	17-11/16	6	63.70
829-814CF <sup>7*</sup>	20X4	58	21-7/8	5-3/16	45-3/4	160.61
829-816CF <sup>6*</sup>	20X6	54-1/2	21-7/8	7-1/2	41-1/4	159.69
829-818CF <sup>5*</sup>	20X8	50- 1/4	21- 7/8	9- 5/8	36	155.53
829-820CF <sup>4*</sup>	20X10	46	21-7/8	11-15/16	30-3/4	143.72
829-822CF <sup>3*</sup>	20X12	40-1/4	21-7/8	14-1/8	24	138.43
829-824CF <sup>3*</sup>	20X14	40-1/4	21-7/8	15-1/2	23-1/4	145.49
829-826CF <sup>2*</sup>	20X16	33- 5/8	21- 7/8	17-11/16	15- 5/8	112.40
829-828CF <sup>+</sup>	20X18	25- 1/2	21- 7/8	19- 7/8	6- 1/2	88.55
829-904CF <sup>8*</sup>	24X4	71-1/2	26-1/6	5-3/16	57-1/4	252.91
829-906CF <sup>7*</sup>	24X6	68	26- 1/16	7- 1/2	52- 3/4	251.98
829-908CF <sup>6*</sup>	24X8	63-3/4	26-1/16	9-5/8	47-1/2	247.82
829-910CF <sup>5*</sup>	24X10	59-1/2	26-1/16	11-15/16	42-1/4	242.10
829-912CF <sup>4*</sup>	24X12	53-3/4	26-1/16	14-1/8	35-1/2	230.72
829-914CF <sup>4*</sup>	24X14	53-1/4	26-1/16	15-1/2	34-3/4	237.78
829-916CF <sup>3*</sup>	24X16	47-1/8	26-1/16	17-11/16	27-1/8	214.52
829-918CF <sup>2*</sup>	24X18	39	26- 1/16	19- 7/8	18	176.32
829-920CF <sup>+</sup>	24X20	30- 5/8	26- 1/16	22- 1/16	8- 5/8	128.81

<sup>1</sup> Sized with Bushing  
\* Fabricated