

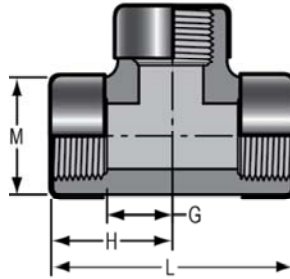


Schedule 80 CPVC Technical  
**Schedule 80 CPVC Fittings**

**Tee - Special Reinforced**

SR Fipt x SR Fipt x SR Fipt - Stainless Steel Collar

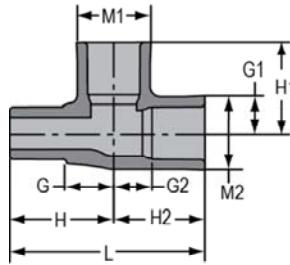
(Continued)



Part Number	Size	G	H	L	M	Approx. Wt. (Lbs.)
805-007CSR	3/4	19/32	1-11/32	2-11/16	1- 3/8	.16
805-010CSR	1	7/8	1-25/32	3- 9/16	1-11/16	.33
805-015CSR	1-1/2	1-1/4	2-7/32	4-7/16	2-13/32	.70
805-020CSR	2	1-21/32	2-21/32	5-5/16	3	1.26

**Tee - Street**

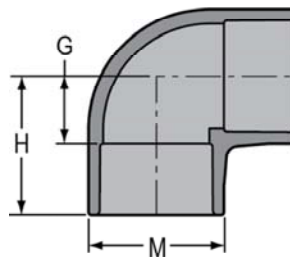
Spigot x Socket x Socket



Part Number	Size	G	G1	G2	H	H1	H2	L	M1	Approx. Wt. (Lbs.)
844-005C	1/2	25/32	19/32	19/32	1-11/16	1-15/32	1-15/32	3- 5/32	1- 3/16	.10
844-007C	3/4	15/16	11/16	11/16	1-15/16	1-11/16	1-11/16	3- 5/8	1-13/32	.16
844-010C	1	1- 3/32	7/8	7/8	2- 7/32	2	2	4- 7/32	1- 3/4	.26
844-012C	1-1/4	1-5/16	1-1/32	1-1/32	2-9/16	2-9/32	2-9/32	4-27/32	2-1/8	.41
844-015C	1-1/2	1-7/16	1-3/16	1-3/16	2-13/16	2- 9/16	2- 9/16	5-3/8	2-3/8	.54
844-020C	2	1-23/32	1- 7/16	1-7/16	3- 1/4	2-15/16	2-15/16	6-3/16	2- 7/8	.83

**90° EII**

Socket x Socket



Part Number	Size	G	H	M	Approx. Wt. (Lbs.)
806-002C	1/4	13/32	1-1/32	13/16	.03
806-003C	3/8	15/32	1-7/32	31/32	.04
806-005C	1/2	9/16	1-15/32	1- 3/16	.08
806-007C	3/4	11/16	1-11/16	1-13/32	.12
806-010C	1	7/8	2	1- 3/4	.20
806-012C	1-1/4	1-1/32	2- 9/32	2-3/32	.31
806-015C	1-1/2	1- 5/32	2- 9/16	2-11/32	.41
806-020C	2	1-13/32	2-15/16	2- 7/8	.62

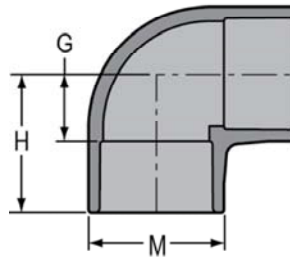
Schedule 80 CPVC Technical  
**Schedule 80 CPVC Fittings**



**90° EII**

Socket x Socket

(Continued)

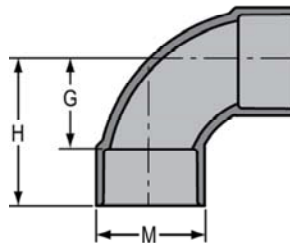


Part Number	Size	G	H	M	Approx. Wt. (Lbs.)
806-025C	2-1/2	1-1/2	3-3/8	3-1/2	1.14
806-030C	3	2-1/16	4	4-3/16	1.75
806-040C	4	2-19/32	4-27/32	5-1/4	2.92
806-050C	5	3-3/16	5-13/16	6-3/8	4.62
806-050CF*	5	6-9/16	9-9/16	6-5/16	7.40
806-060C	6	3-13/16	6-13/16	7-19/32	7.97
806-080C	8	4-25/32	8-25/32	9-3/4	15.11
806-080CF*	8	9-1/4	13-1/2	9-5/8	21.14
806-100C	10	5-25/32	10-13/16	12-1/16	27.41
806-100CF*	10	11-13/16	17-1/16	11-15/16	41.40
806-120C	12	7	13	14-1/4	45.01
806-120CF*	12	13-5/8	19-7/8	14-1/8	59.42
806-140C	14	7-1/2	14-1/2	15-9/16	55.89
806-140CF*	14	16	23	15-1/2	86.71
806-160CF*	16	18-7/16	26-7/16	17-11/16	141.62
806-180CF*	18	20-7/8	29-7/8	19-7/8	175.61
806-200CF*	20	23-5/16	33-5/16	22-1/16	260.13
806-240CF*	24	28-1/4	40-1/4	26-7/16	422.00

\* Fabricated

**90° EII - Sweep**

Socket x Socket



Part Number	Size	G	H	M	Approx. Wt. (Lbs.)
806-005SC	1/2	27/32	1-23/32	1-3/16	.09
806-007SC	3/4	1-1/16	2-1/16	1-13/32	.13
806-010SC	1	1-5/16	2-7/16	1-3/4	.23
806-012SC	1-1/4	1-9/16	2-27/32	2-3/32	.35
806-015SC	1-1/2	1-3/4	3-5/32	2-3/8	.43
806-020SC	2	2-5/16	3-13/16	2-7/8	.81