

Malleable Iron

Class 150 (Standard)



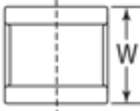

FIGURE 1119 Return Bends Open Pattern, R.H.	Size		Center to Center		Unit Weight			
					Black		Galv.	
	NPS	DN	in	mm	lbs	kg	lbs	kg
	½	15	1½	38	0.36	0.16	–	–
	¾	20	2	51	0.64	0.29	–	–
	1	25	2½	64	1.10	0.50	1.10	0.50
	1¼	32	3	76	1.77	0.80	–	–
	1½	40	3½	90	2.55	1.16	2.55	1.16
	2	50	4	102	4.00	1.81	4.00	1.81

FIGURE 1121 Coupling Right Hand	Size		W		Unit Weight			
					Black		Galv.	
	NPS	DN	in	mm	lbs	kg	lbs	kg
 	⅛*	6	15/16	24	0.06	0.03	0.06	0.03
	¼	8	1 1/16	27	0.09	0.04	0.09	0.04
	⅜	10	1 3/16	30	0.13	0.06	0.13	0.06
	½	15	1 5/16	33	0.20	0.09	0.20	0.09
	¾	20	1 ½	38	0.30	0.14	0.30	0.14
	1	25	1 11/16	43	0.48	0.22	0.48	0.22
	1¼	32	1 15/16	49	0.75	0.34	0.75	0.34
	1½	40	2 1/8	54	1.00	0.45	1.00	0.45
	2	50	2 ½	64	1.45	0.66	1.45	0.66
	2½	65	2 7/8	73	2.40	1.09	2.40	1.09
	3	80	3 3/16	81	3.30	1.50	3.30	1.50
	4	100	3 11/16	94	5.72	2.59	5.72	2.59

* Offered in steel only.

FIGURE 1124 Cap	Size		Unit Weight			
			Black		Galv.	
	NPS	DN	lbs	kg	lbs	kg
	½	15	0.12	0.05	0.12	0.05
	¾	20	0.22	0.10	0.22	0.10
	1	25	0.38	0.17	0.38	0.17
	1¼	32	0.58	0.26	0.58	0.26
	1½	40	0.73	0.33	0.73	0.33
	2	50	1.13	0.51	1.13	0.51
	2½	65	1.75	0.79	1.75	0.79
	3	80	2.62	1.19	2.62	1.19
	3½	90	3.19	1.45	3.19	1.45
	4	100	4.54	2.06	4.54	2.06
	5	125	6.45	2.93	6.45	2.93
	6	150	10.00	4.54	10.00	4.54

Note: See page 17 for pressure-temperature ratings. Galvanized weights may vary. Please contact your Arvil Representative if you need verification.
 All Elbows & Tees ⅜" (10 DN) and Larger are 100% Gas Tested at a Minimum of 100 PSI. (6.9 bar)