

Forged Steel Fittings

Class 3000 Threaded


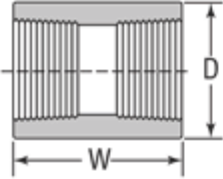

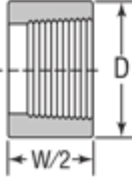
FIGURE 2117 Couplings	Size		D		W		Unit Weight	
	NPS	DN	in	mm	in	mm	lbs	kg
		1/8	6	0.62	16	1.25	32	0.14
	1/4	8	0.75	19	1.38	35	0.10	0.05
	3/8	10	0.88	22	1.50	38	0.13	0.06
	1/2	15	1.12	28	1.88	48	0.28	0.13
	3/4	20	1.38	35	2.00	51	0.44	0.20
	1	25	1.75	44	2.38	60	1.08	0.49
	1 1/4	32	2.25	57	2.62	67	1.68	0.76
	1 1/2	40	2.50	64	3.12	79	2.17	0.98
	2	50	3.00	76	3.38	86	3.20	1.45
	2 1/2	65	3.62	92	3.62	92	4.70	2.13
	3	80	4.25	108	4.25	108	6.80	3.08
	4	100	5.50	140	4.75	121	12.30	5.58

FIGURE 2119 Half Couplings	Size		D		W/2		Unit Weight	
	NPS	DN	in	mm	in	mm	lbs	kg
		1/8	6	0.62	16	1.25	32	0.05
	1/4	8	0.75	19	1.38	35	0.04	0.02
	3/8	10	0.88	22	1.50	38	0.06	0.03
	1/2	15	1.12	28	1.88	48	0.12	0.05
	3/4	20	1.38	35	2.00	51	0.21	0.10
	1	25	1.75	44	2.38	60	0.43	0.20
	1 1/4	32	2.25	57	2.62	67	0.76	0.34
	1 1/2	40	2.50	64	3.12	79	1.14	0.52
	2	50	3.00	76	3.38	86	1.50	0.68
	2 1/2	65	3.62	92	3.62	92	2.40	1.09
	3	80	4.25	108	4.25	108	3.25	1.47
	4	100	5.50	140	4.75	121	6.25	2.83