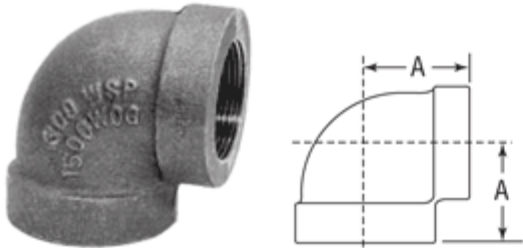

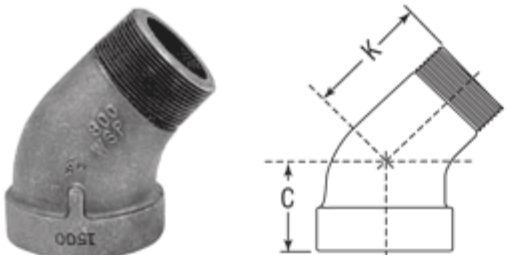


# Malleable Iron

Class 300 (XS / XH)

<b>FIGURE 1161</b> <b>90° Elbow Straight</b>	Size		A		Unit Weight			
					Black		Galv.	
	NPS	DN	in	mm	lbs	kg	lbs	kg
	1/4	8	1 1/16	24	0.20	0.09	0.20	0.09
	3/8	10	1 1/16	27	0.29	0.13	0.29	0.13
	1/2	15	1/4	32	0.47	0.21	0.47	0.21
	3/4	20	1 7/16	37	0.66	0.30	0.66	0.30
	1	25	1 5/8	41	1.15	0.52	1.15	0.52
	1 1/4	32	1 7/8	49	1.88	0.85	1.88	0.85
	1 1/2	40	2 1/8	54	2.47	1.12	2.47	1.12
	2	50	2 1/2	64	3.85	1.75	3.85	1.75
	2 1/2	65	2 5/8	75	5.80	2.63	5.80	2.63
	3	80	3 3/8	86	9.95	4.51	9.95	4.51
	4	100	4 1/2	114	16.00	7.26	16.00	7.26

<b>FIGURE 1161R</b> <b>90° Reducing Elbow</b>	Size		A		B		Unit Weight			
							Black		Galv.	
	NPS	DN	in	mm	in	mm	lbs	kg	lbs	kg
	3/8 x 1/4	10 x 8	1	25	1	25	0.26	0.12	-	-
	1/2 x 3/8	15 x 10	1 1/16	30	1 1/16	30	0.41	0.19	-	-
	3/4 x 1/2	20 x 15	1 1/16	33	1 3/8	35	0.62	0.28	0.62	0.28
	1 x 1/2	25 x 15	1 1/16	37	1 1/2	38	0.87	0.39	-	-
	1 x 3/4	25 x 20	1 1/2	38	1 1/16	40	1.00	0.45	1.00	.45
	1 1/4 x 3/4	32 x 20	1 5/8	41	1 1/4	44	1.41	0.64	-	-
	1 1/4 x 1	32 x 25	1 3/4	44	1 13/16	47	1.60	0.73	-	-
	1 1/2 x 1	40 x 25	1	25	1 13/16	47	1.89	0.86	-	-
	1 1/2 x 1 1/4	40 x 32	2	51	2 1/16	52	2.15	0.98	-	-
	2 x 1 1/4	50 x 32	2 1/8	54	2 1/16	59	3.12	1.41	3.12	1.41
	2 x 1 1/2	50 x 40	2 1/4	57	2 3/8	60	3.30	1.50	-	-

<b>FIGURE 1160</b> <b>45° Street Elbow</b>	Size		C		K		Unit Weight	
							Black	
	NPS	DN	in	mm	in	mm	lbs	kg
	1/2	15	1	25	1 5/8	35	0.36	0.16
	3/4	20	1 1/8	29	1 1/16	40	0.54	0.24
	1	25	1 1/16	33	1 13/16	47	0.85	0.39
	1 1/4	32	1 1/2	38	2 1/8	54	1.50	0.68
	1 1/2	40	1 11/16	43	2 1/16	59	2.06	0.93
	2	50	2	51	2 11/16	68	3.34	1.51

**Note:** See page 17 for pressure-temperature ratings. Galvanized weights may vary. Please contact your Anvil Representative if you need verification.  
 All Elbows & Tees 3/4" (10 DN) and Larger are 100% Gas Tested at a Minimum of 100 PSI. (6.9 bar)